

Tran-Nm	Tran-Date	Due-Date	Amount	G/L	Chk	Rec	G/L	Account	1099	Bnk	Check	CK-Date	Invoice Number	Claimno	CL	Date	Stub
---------	-----------	----------	--------	-----	-----	-----	-----	---------	------	-----	-------	---------	----------------	---------	----	------	------

[INHESS] INDIGENT HEALTHCARE SOLUTIONS, LTD (CONTINUED)

107895	01/01/2017	01/17/2017	1508.00	E	S	N	012-5-0409-9071				97	00/00/000	63483	53972	00/00/0000	SERVICE FOR FEB
			1508.00=Total										1508.00=Total			Owed

[JUDSYS] JUDICIAL SYSTEMS INC

107896	12/19/2016	01/17/2017	237.03	E	S	N	012-5-0435-5000				97	00/00/000	62016121901	53973	00/00/0000	NEW JURRY WHEEL
			237.03=Total										237.03=Total			Owed

[LASPALVH] LAS PALMAS VETERINARY HOSPITAL, INC.

107903	11/29/2016	01/17/2017	10.00	E	S	N	013-5-0000-9070				97	00/00/000	127629	53974	00/00/0000	RABIES CONTROL
107903	12/23/2016	01/17/2017	10.00	E	S	N	013-5-0000-9070				97	00/00/000	1274962	53974	00/00/0000	RABIES CONTROL
			20.00=Total										20.00=Total			Owed

[PURPCHW] PURCHASE POWER

107926	01/01/2017	01/17/2017	2283.06	E	S	N	012-5-0409-5020				97	00/00/000	1435	53979	00/00/0000	POSTAGE REFILL
107926	12/26/2016	01/17/2017	455.70	E	S	N	012-5-0409-5020				97	00/00/000	4143	53979	00/00/0000	POSTAGE REFILL
			2738.76=Total										2738.76=Total			Owed

[VALERO] VALERO MARKETING AND SUPPLY COMPANY

107905	01/01/2017	01/17/2017	51.43	E	S	N	012-5-0560-5105				97	00/00/000	73777997	53976	00/00/0000	GASOLINE EXP
			51.43=Total										51.43=Total			Owed

[ZUNINSA] FELIX M. ZUNIGA INSURANCE AGENCY

107925	12/15/2016	01/17/2017	207.50	E	S	N	012-5-0409-9071				97	00/00/000	1405	53978	00/00/0000	EMPLOYEES AND O
107925	12/08/2016	01/17/2017	207.50	E	S	N	012-5-0409-9071				97	00/00/000	1404	53978	00/00/0000	EMPLOYEES BOND/
107925	12/15/2016	01/17/2017	207.50	E	S	N	012-5-0409-9071				97	00/00/000	1407	53978	00/00/0000	EMPLOYEES BOND/
107925	10/06/2016	01/17/2017	207.50	E	S	N	012-5-0409-9071				97	00/00/000	1387	53978	00/00/0000	EMPLOYEES BOND/
107925	10/06/2016	01/17/2017	112.50	E	S	N	012-5-0409-9071				97	00/00/000	1388	53978	00/00/0000	EMPLOYEES BOND/
107925	10/06/2016	01/17/2017	207.50	E	S	N	012-5-0409-9071				97	00/00/000	1384	53978	00/00/0000	EMPLOYEES BOND/
107925	12/15/2016	01/17/2017	207.50	E	S	N	012-5-0409-9071				97	00/00/000	1406	53978	00/00/0000	EMPLOYEES BOND/
107925	10/06/2016	01/17/2017	1565.00	E	S	N	012-5-0409-9071				97	00/00/000	1382	53978	00/00/0000	EMPLOYEES BOND/
			1565.00=Total										1565.00=Total			Owed

20 Vendors Listed 17117.21=Grand Trans .00=Grand Paid 17117.21=Grand Owed

Include UNPAID Trans YES
 Include SELECTED to PAY .. YES
 Include PAID Trans NO
 Exclude Prior Yr Accrd NO
 Exclude TRANSFERRED to G/L: NO

Print Specific VENDOR
 Print Specific FUND 000
 Print Specific DEPARTMENT 0000
 Print Specific LINE ITEM 0000
 Print Specific BANK CODE 97

Fund	TOT-Trans	TOT-Paid	TOT-Owed =	Selected	+ ON-Hold	+ NEW-Tran	+ Canceled	NO-GL-Action	Encumbered	Expensed	Accrued
012	13714.25	.00	13714.25	13714.25	.00	.00	.00	.00	13714.25	.00	.00
013	3402.96	.00	3402.96	3402.96	.00	.00	.00	.00	3402.96	.00	.00
Total	17117.21	.00	17117.21	17117.21	.00	.00	.00	.00	17117.21	.00	.00

DECEMBER 2016


BROOKS COUNTY TREASURER'S
MONTHLY REPORT

OPERATING FUND	CHECKING BALANCE	BEGINNING BALANCE	INTEREST EARNED	REVENUES	DEPOSITS FROM INVESTMENTS	DISBURSEMENTS	TRANSFERRED INVESTMENTS	ENDING BALANCE	TOTAL INVESTMENTS	TOTAL FUND
GENERAL	\$ 343,992.85	\$ 224.64	\$ 510,354.26	\$ 500,000.00	\$ 899,627.97	\$ 1,250,000.00	\$ 454,903.78	\$ 1,250,000.00	\$ 1,704,903.78	
ROAD & BRIDGE	\$ 244,049.93	\$ 110.63	\$ 94,736.40	\$ 250,000.00	\$ 364,159.63	\$ 750,000.00	\$ 224,736.33	\$ 750,000.00	\$ 974,736.33	
RECORD PRESERVATION	\$ 61,670.08	\$ 20.07	\$ 1,045.00	\$ -	\$ 9,104.05	\$ -	\$ 43,631.10	\$ -	\$ 43,631.10	
COURTHOUSE SECURITY	\$ 62,969.05	\$ 26.64	\$ 2,426.89	\$ -	\$ -	\$ -	\$ 65,422.58	\$ -	\$ 65,422.58	
LATERAL FUND	\$ 7,002.12	\$ 2.88	\$ -	\$ -	\$ -	\$ -	\$ 7,005.00	\$ -	\$ 7,005.00	
DRUG PREVENTION	\$ 41,441.60	\$ 16.95	\$ 115.00	\$ -	\$ 760.09	\$ -	\$ 40,698.46	\$ -	\$ 40,698.46	
CO. ATTY. HOT CHECK	\$ 10,924.97	\$ 4.31	\$ 1,964.79	\$ -	\$ 1,108.90	\$ -	\$ 9,935.38	\$ -	\$ 9,935.38	
HOMELAND SECURITY	\$ 41,510.64	\$ -	\$ 360.00	\$ -	\$ 2,444.58	\$ -	\$ 41,030.85	\$ -	\$ 41,030.85	
AIRPORT FUND	\$ 5,888.44	\$ 2.46	\$ 210.00	\$ -	\$ 410.86	\$ -	\$ 19,402.28	\$ -	\$ 19,402.28	
LAW LIBRARY	\$ 19,855.02	\$ 8.09	\$ 3,505.70	\$ -	\$ 1,841.51	\$ -	\$ 18,431.73	\$ -	\$ 18,431.73	
CODE ENFORCEMENT FEES	\$ 16,759.80	\$ 7.74	\$ -	\$ -	\$ -	\$ -	\$ 418,758.49	\$ -	\$ 418,758.49	
DIST. ATTY. ESCROW	\$ 418,586.47	\$ 172.02	\$ -	\$ -	\$ -	\$ -	\$ 97,661.18	\$ -	\$ 97,661.18	
SHERIFF SECURE	\$ 109,483.02	\$ 43.69	\$ -	\$ -	\$ 11,785.53	\$ -	\$ 3,579.15	\$ -	\$ 3,579.15	
FEDERAL DRUG ARREST/SWBPI	\$ 3,577.88	\$ 1.47	\$ -	\$ -	\$ -	\$ -	\$ 16,926.11	\$ -	\$ 16,926.11	
LEOSE ALLOCATION	\$ 16,919.16	\$ 6.95	\$ -	\$ -	\$ -	\$ -	\$ 76,593.09	\$ -	\$ 76,593.09	
CTIF GRANT	\$ -	\$ -	\$ 2,364.89	\$ -	\$ 450.00	\$ -	\$ 7,000.00	\$ -	\$ 7,000.00	
JUSTICE COURT TECHNOLOGY	\$ 74,646.73	\$ 31.47	\$ -	\$ -	\$ -	\$ -	\$ 18,657.69	\$ -	\$ 18,657.69	
DRAINAGE IMPR DRS 2200	\$ 7,000.00	\$ -	\$ 19,203.44	\$ -	\$ 5,657.60	\$ -	\$ 1,145.58	\$ -	\$ 1,145.58	
HEALTH USE SALES TAX	\$ 5,103.76	\$ 8.09	\$ -	\$ -	\$ -	\$ -	\$ 989.07	\$ -	\$ 989.07	
ED RACHAL LIBRARY GRANT	\$ 1,145.58	\$ -	\$ -	\$ -	\$ -	\$ -	\$ 26.94	\$ -	\$ 26.94	
AUDIO VISUAL	\$ 989.66	\$ 0.41	\$ 939,067.49	\$ -	\$ 939,670.07	\$ -	\$ 7,517.39	\$ -	\$ 7,517.39	
DETENTION CENTER	\$ 608.58	\$ 26.94	\$ -	\$ -	\$ -	\$ -	\$ 205,921.60	\$ -	\$ 205,921.60	
CERTIFICATE OF OBLIGATION	\$ 7,510.21	\$ 7.18	\$ 94,239.75	\$ -	\$ -	\$ -	\$ 41,588.61	\$ -	\$ 41,588.61	
CERT. OF OBLIG INTEREST & SINKING	\$ 11,606.23	\$ 76.55	\$ 16,094.68	\$ -	\$ 21,502.88	\$ -	\$ 32,769.30	\$ -	\$ 32,769.30	
DELINQUENT TAXES FUND	\$ 52,977.20	\$ 19.71	\$ -	\$ -	\$ -	\$ -	\$ -	\$ -	\$ -	
CDBG GRANT #721460	\$ -	\$ -	\$ 32,769.30	\$ -	\$ -	\$ -	\$ -	\$ -	\$ -	
TCDB #720015-HWY 281 WATER PROJ.	\$ -	\$ -	\$ -	\$ -	\$ -	\$ -	\$ -	\$ -	\$ -	
TDRCA GRANT #721015 WATER MAIN	\$ -	\$ -	\$ -	\$ -	\$ -	\$ -	\$ -	\$ -	\$ -	
TCDF #724017/ST. IMPROVEMENT	\$ -	\$ -	\$ -	\$ -	\$ -	\$ -	\$ -	\$ -	\$ -	
79TH JUDICIAL DIST. DRUG/ALCOHOL	\$ -	\$ -	\$ -	\$ -	\$ -	\$ -	\$ -	\$ -	\$ -	
BORDER COLONIA ACCESS	\$ -	\$ -	\$ 8,200.00	\$ -	\$ -	\$ -	\$ 147,033.07	\$ -	\$ 147,033.07	
ELEVATED STORAGE TANK/ENCINO	\$ -	\$ -	\$ 3,186.80	\$ -	\$ 2,306.56	\$ -	\$ -	\$ -	\$ -	
D.A.C.P. FUND	\$ 146,092.10	\$ 60.73	\$ -	\$ -	\$ -	\$ -	\$ 107,051.55	\$ -	\$ 107,051.55	
TCDB #72605 COLONIA CONSTRUCT	\$ -	\$ -	\$ -	\$ -	\$ -	\$ -	\$ 49.63	\$ -	\$ 49.63	
DOJ / FEDERAL ACCT.	\$ 107,051.55	\$ -	\$ -	\$ -	\$ -	\$ -	\$ 29,746.58	\$ -	\$ 29,746.58	
BRUSH COUNTRY WATER DISTRICT	\$ 49.63	\$ -	\$ 4,036.00	\$ -	\$ 4,367.95	\$ -	\$ 16,942.82	\$ -	\$ 16,942.82	
SHERIFF LOCAL BORDER SECURITY	\$ 30,077.53	\$ -	\$ -	\$ -	\$ -	\$ -	\$ 175.47	\$ -	\$ 175.47	
SHERIFF FEDERAL SECURE	\$ 16,935.88	\$ 6.96	\$ -	\$ -	\$ -	\$ -	\$ 21,583.73	\$ -	\$ 21,583.73	
CONSTABLE SECURE FUND	\$ 175.46	\$ 0.07	\$ -	\$ -	\$ -	\$ -	\$ 1,337.20	\$ -	\$ 1,337.20	
JUVENILE PROBATION MATCH FUND	\$ 3,134.28	\$ -	\$ -	\$ -	\$ 11,550.55	\$ -	\$ 56,374.66	\$ -	\$ 56,374.66	
TJPC-E-VERTEX FUND	\$ 1,337.20	\$ -	\$ -	\$ -	\$ -	\$ -	\$ -	\$ -	\$ -	
CERT OF OLG SERIES 2011	\$ 30,624.51	\$ 20.69	\$ 25,729.46	\$ -	\$ -	\$ -	\$ -	\$ -	\$ -	

DECEMBER 2016

BROOKS COUNTY TREASURER'S
MONTHLY REPORT

OPERATING FUND	CHECKING	BEGINNING BALANCE	INTEREST EARNED	REVENUES	DEPOSITS FROM INVESTMENTS	DISBURSEMENTS	TRANSFER TO INVESTMENTS	ENDING BALANCE	TOTAL INVESTMENTS	TOTAL FUND
CERT OF OBLIG SERIES 2013	\$	2,598.10	\$	26.55	\$	80,882.91	\$	83,507.56	\$	83,507.56
CELEBRATION FUND	\$	747.30	\$	-	\$	-	\$	747.30	\$	747.30
ED RACHAL-CARTER FAMILY	\$	4,000.00	\$	-	\$	-	\$	4,000.00	\$	4,000.00
EMPLOYEE WELLNESS	\$	1,813.66	\$	-	\$	254.55	\$	2,068.20	\$	2,068.20
SELF-FUNDED MEDICAL INS.	\$	25,341.61	\$	21.95	\$	69,962.68	\$	24,522.14	\$	24,522.14
BORDER STAR PROGRAM	\$	-	\$	-	\$	-	\$	-	\$	-
PAYROLL FUND	\$	473.03	\$	45.49	\$	396,649.53	\$	473.03	\$	473.03
STATE FEES	\$	71,345.39	\$	-	\$	51,481.08	\$	122,871.96	\$	122,871.96
APPELLATE JUDICIAL	\$	20.00	\$	-	\$	30.00	\$	50.00	\$	50.00
J.M. ALANIZ FAIRGROUNDS	\$	1,477.91	\$	-	\$	-	\$	1,477.91	\$	1,477.91
COURTHOUSE RENOVATION FUND	\$	3.11	\$	-	\$	-	\$	3.11	\$	3.11
TXCDBG #272031 NEW WATER WELL	\$	-	\$	-	\$	-	\$	-	\$	-
TXCDBG #272028 PHASE 2 SEPTIC	\$	-	\$	-	\$	-	\$	-	\$	-
ED RACHAL SHERIFF GRANT	\$	19,192.57	\$	8.49	\$	-	\$	19,201.06	\$	19,201.06
EMPLOYEE VENDING MACHINE	\$	1,062.49	\$	-	\$	-	\$	1,062.49	\$	1,062.49
BORDER PROSECUTOR'S PROGRAM	\$	-	\$	-	\$	-	\$	-	\$	-
J.A.G RURAL CRIME INITIATIVE	\$	-	\$	-	\$	-	\$	-	\$	-
ACCOUNTS PAYABLE	\$	-	\$	-	\$	-	\$	-	\$	-
ELECTION SERVICE CONTRACT	\$	4,595.76	\$	1.83	\$	83,105.34	\$	4,339.89	\$	4,339.89
TEXAS DSHS GRANT	\$	-	\$	-	\$	-	\$	-	\$	-
DISASTER RELIEF	\$	-	\$	-	\$	-	\$	-	\$	-
TOBACCO COMPLIANCE GRANT	\$	-	\$	-	\$	-	\$	-	\$	-
TXCDBG CONTRACT #12015	\$	-	\$	-	\$	-	\$	-	\$	-
CONSOLIDATION FUND	\$	8,789.98	\$	-	\$	26,932.94	\$	28,060.89	\$	28,060.89
AIRPORT IMPROVEMENT FUND	\$	3,296.00	\$	-	\$	-	\$	3,296.00	\$	3,296.00
ALIEN DEATH PROCESSING	\$	-	\$	-	\$	-	\$	-	\$	-
CHAPTER 19 FUND	\$	886.01	\$	-	\$	1,964.79	\$	1,157.28	\$	1,157.28
RADIO ANTENNA & REPEATER	\$	-	\$	-	\$	271.27	\$	-	\$	-
CONSTABLES ABANDONED VEHICLES	\$	270.09	\$	0.71	\$	4,036.00	\$	11,160.80	\$	11,160.80
SHERIFFS ABANDONED VEHICLES	\$	15,045.16	\$	6.11	\$	6,800.00	\$	14,046.43	\$	14,046.43
SHERIFFS CONTRIBUTION	\$	1,441.02	\$	-	\$	-	\$	933.07	\$	933.07
GRAND TOTAL	\$	2,153,715.13	\$	1,017.48	\$	2,497,869.94	\$	2,568,728.09	\$	2,125,478.55
					\$	750,000.00				4,654,206.64



January 17, 2017

County Auditor's Financial Report
 Months Ending December 31, 2016
 Commissioners' Court Meeting Held on Tuesday, January 17, 2017

The Honorable Commissioners' Court

The Honorable Imelda Barrera	County Judge
The Honorable Gloria Garza	Commissioner, Precinct #1
The Honorable Vince Vargas	Commissioner, Precinct #2
The Honorable Armando Olivarez	Commissioner, Precinct #3
The Honorable Jose A. Martinez	Commissioner, Precinct #4

In accordance with V.I.C.A. Local Government Code, Sections 111.091, 114.024 and 114.025, the following is my financial report for the month of December 2016.

For information purposes, please note the following in the report.

Revenues:

\$19,203.44 (Direct Deposit) was received for District Sales & Use Tax Allocations for December 2016 and was deposited to 31-4-0000-4035(Health Use Sales Tax Fund).

For comparison purposes only:

Deposit for November:	\$23,868.24
Deposit for October:	\$16,295.87
Deposit for September:	\$18,903.21
Deposit for August:	\$20,274.16

For Information Purposes:

- ***New Employees***
- ***Resigned/Other/Terminated Employees***

Arturo Longoria (Code Enforcement)	Resigned on 12/30/2016
Cristol Munoz (Jailer)	Resigned on 12/2016
Serifat Bello (DPS Secretary)	Resigned on 12/15/2016
Heaven Zamora (Jailer)	Terminated 12/21/2016

- ***Released/Unelected Employees***

**Carlos Villarreal
Antonio Villarreal
Reynaldo Rodriguez
Diana Deleon
Maria Gonzalez
Miguel Reyna
Jaime Garza**

- **Deceased Employees**

None

As for a detailed financial report for each department, please refer to the Auditor's Monthly Report provided to you. If you should have any questions, please feel free to contact me.

Thank you,

August Patroelj (Brooks County Auditor)

Monthly Disburse Totals
December 2016

Current M&O	\$	187,930.64	Attorney Fees Collected		
Current M&O Discount	\$	2,120.80			
Current I&S	\$	45,594.78	M&O/Debt	\$	2,554.47
CAD Portion General	\$	15.95	Road & Bridge	\$	420.24
Current I&S Discount	\$	514.49	FM/FC	\$	257.06
Current Road & Bridge	\$	46,558.07	Attorney Fee Remittance	\$	3,231.77
Current Road & Bridge Discount	\$	525.47			
CAD Portion R&B	\$	3.20			
County Ad Valorem	\$	276,903.58			
Delinquent M&O	\$	10,055.06	* Overpayment/Tolerance	\$	-
Debt	\$	0.83			
Delinquent I&S	\$	1,433.20			
Delinquent Road & Bridge	\$	1,890.96			
Total Delinquent CO/RB	\$	13,380.05			
M&O Current Penalty & Interest	\$	-			
Delinquent M&O Penalties & Interest	\$	3,604.20	Tax Certificates	\$	-
Debt Penalties & Interest	\$	2.72			
Current I&S Penalty & Interest	\$	-			
Delinquent I&S Penalties & Interest	\$	401.55			
Current R&B Penalties & Interest	\$	-			
Delinquent R&B Penalties & Interest	\$	647.94			
Total Penalty & Interest	\$	4,656.41			
Total CO/RB Ad Valorem Tax	\$	294,940.04			
			Farm to Market Disburse Totals		
Current M&O	\$	30,509.10			
Delinquent M&O	\$	1,184.31			
CAD Portion	\$	2.11			
Total M&O All Years	\$	31,691.30			
Current Penalty & Interest	\$	-			
Delinquent Penalty & Interest	\$	405.43			
Total Penalty & Interest	\$	405.43			
Discount	\$	344.36			
Total Farm to Market Remittance	\$	31,752.37	Total County Remittance		\$326,692.41

YEAR	FUND	TAX RATE	LEVY PAID	DISCOUNT GIVEN	PENALTY INTEREST	TIF AMOUNT	DISBURSE TOTAL	ATTORNEY FEES	OTHER FEES	REFUND AMOUNT	PAYMENT AMOUNT
2016	M & O	.598600	187,930.64	2,120.80-	.00	.00	185,809.84	.00	.00	.00	185,809.84
	I & S	.145229	45,594.78	514.49-	.00	.00	45,080.29	.00	.00	.00	45,080.29
	TOTAL	.743829	233,525.42	2,635.29-	.00	.00	230,890.13	.00	.00	.00	230,890.13
2015	M & O	.645018	5,261.44	.00	1,195.12	.00	6,456.56	1,498.93	.00	.00	7,955.49
	I & S	.105026	856.73	.00	194.57	.00	1,051.30	.00	.00	.00	1,051.30
	TOTAL	.750044	6,118.17	.00	1,389.69	.00	7,507.86	1,498.93	.00	.00	9,006.79
2014	M & O	.599409	1,601.09	.00	447.99	.00	2,049.08	359.17	.00	.00	2,408.25
	I & S	.065324	174.45	.00	48.85	.00	223.30	.00	.00	.00	223.30
	TOTAL	.664733	1,775.54	.00	496.84	.00	2,272.38	359.17	.00	.00	2,631.55
2013	M & O	.648630	1,118.29	.00	357.44	.00	1,475.73	252.75	.00	.00	1,728.48
	I & S	.146370	252.35	.00	80.68	.00	333.03	.00	.00	.00	333.03
	TOTAL	.795000	1,370.64	.00	438.12	.00	1,808.76	252.75	.00	.00	2,061.51
2012	M & O	.705500	1,024.92	.00	370.18	.00	1,395.10	199.01	.00	.00	1,594.11
	I & S	.063800	92.70	.00	33.49	.00	126.19	.00	.00	.00	126.19
	TOTAL	.769300	1,117.62	.00	403.67	.00	1,521.29	199.01	.00	.00	1,720.30
2011	M & O	.655000	416.47	.00	295.73	.00	712.20	155.72	.00	.00	867.92
	I & S	.061100	38.85	.00	27.58	.00	66.43	.00	.00	.00	66.43
	TOTAL	.716100	455.32	.00	323.31	.00	778.63	155.72	.00	.00	934.35
2010	M & O	.523800	97.04	.00	80.52	.00	177.56	38.11	.00	.00	215.67
	I & S	.038500	7.13	.00	5.92	.00	13.05	.00	.00	.00	13.05
	TOTAL	.562300	104.17	.00	86.44	.00	190.61	38.11	.00	.00	228.72
2009	M & O	.443219	139.52	.00	132.56	.00	272.08	58.71	.00	.00	330.79
	I & S	.034938	10.99	.00	10.46	.00	21.45	.00	.00	.00	21.45
	TOTAL	.478157	150.51	.00	143.02	.00	293.53	58.71	.00	.00	352.24
2008	M & O	.431785	76.39	.00	81.73	.00	158.12	31.62	.00	.00	189.74
	I & S	.000000	.00	.00	.00	.00	.00	.00	.00	.00	.00
	TOTAL	.431785	76.39	.00	81.73	.00	158.12	31.62	.00	.00	189.74
2007	M & O	.408451	57.46	.00	68.38	.00	125.84	25.18	.00	.00	151.02
	I & S	.000000	.00	.00	.00	.00	.00	.00	.00	.00	.00
	TOTAL	.408451	57.46	.00	68.38	.00	125.84	25.18	.00	.00	151.02
2006	M & O	.374932	2.73	.00	3.58	.00	6.31	1.26	.00	.00	7.57
	I & S	.000000	.00	.00	.00	.00	.00	.00	.00	.00	.00
	TOTAL	.374932	2.73	.00	3.58	.00	6.31	1.26	.00	.00	7.57
2005	M & O	.495686	57.51	.00	82.24	.00	139.75	27.95	.00	.00	167.70
	I & S	.000000	.00	.00	.00	.00	.00	.00	.00	.00	.00
	TOTAL	.495686	57.51	.00	82.24	.00	139.75	27.95	.00	.00	167.70

YEAR	FUND	TAX RATE	LEVY PAID	DISCOUNT GIVEN	PENALTY INTEREST	TIF AMOUNT	DISBURSE TOTAL	ATTORNEY	OTHER FEES	REFUND AMOUNT	PAYMENT AMOUNT
2004	M & O	.508900	12.21	.00	18.91	.00	31.12	4.67	.00	.00	35.79
	I & S	.000000	.00	.00	.00	.00	.00	.00	.00	.00	.00
	TOTAL	.508900	12.21	.00	18.91	.00	31.12	4.67	.00	.00	35.79
2003	M & O	.535960	9.80	.00	16.39	.00	26.19	3.93	.00	.00	30.12
	I & S	.000000	.00	.00	.00	.00	.00	.00	.00	.00	.00
	TOTAL	.535960	9.80	.00	16.39	.00	26.19	3.93	.00	.00	30.12
2002	M & O	.491360	4.13	.00	7.41	.00	11.54	1.73	.00	.00	13.27
	I & S	.000000	.00	.00	.00	.00	.00	.00	.00	.00	.00
	TOTAL	.491360	4.13	.00	7.41	.00	11.54	1.73	.00	.00	13.27
2001	M & O	.643820	5.45	.00	14.96	.00	20.41	3.83	.00	.00	24.24
	I & S	.000000	.00	.00	.00	.00	.00	.00	.00	.00	.00
	TOTAL	.643820	5.45	.00	14.96	.00	20.41	3.83	.00	.00	24.24
2000	M & O	.655820	2.73	.00	7.74	.00	10.47	.79	.00	.00	11.26
	I & S	.000000	.00	.00	.00	.00	.00	.00	.00	.00	.00
	TOTAL	.655820	2.73	.00	7.74	.00	10.47	.79	.00	.00	11.26
1998	M & O	.615847	25.45	.00	45.55	.00	71.00	6.99	.00	.00	77.99
	I & S	.000000	.00	.00	.00	.00	.00	.00	.00	.00	.00
	TOTAL	.615847	25.45	.00	45.55	.00	71.00	6.99	.00	.00	77.99
1997	M & O	.615850	26.45	.00	63.25	.00	89.70	13.46	.00	.00	103.16
	I & S	.000000	.00	.00	.00	.00	.00	.00	.00	.00	.00
	TOTAL	.615850	26.45	.00	63.25	.00	89.70	13.46	.00	.00	103.16
1996	M & O	.791880	75.58	.00	186.15	.00	261.73	38.19	.00	.00	299.92
	I & S	.000000	.00	.00	.00	.00	.00	.00	.00	.00	.00
	TOTAL	.791880	75.58	.00	186.15	.00	261.73	38.19	.00	.00	299.92
1995	M & O	.769740	.49	.00	1.29	.00	1.78	.27	.00	.00	2.05
	I & S	.000000	.00	.00	.00	.00	.00	.00	.00	.00	.00
	TOTAL	.769740	.49	.00	1.29	.00	1.78	.27	.00	.00	2.05
1993	M & O	.090767	4.25	.00	10.96	.00	15.21	2.26	.00	.00	17.47
	I & S	.000000	.00	.00	.00	.00	.00	.00	.00	.00	.00
	TOTAL	.090767	4.25	.00	10.96	.00	15.21	2.26	.00	.00	17.47
1990	M & O	.076232	28.36	.00	91.61	.00	119.97	18.00	.00	.00	137.97
	I & S	.000000	.00	.00	.00	.00	.00	.00	.00	.00	.00
	TOTAL	.076232	28.36	.00	91.61	.00	119.97	18.00	.00	.00	137.97
1989	M & O	.066489	1.70	.00	5.66	.00	7.36	1.10	.00	.00	8.46
	I & S	.000000	.00	.00	.00	.00	.00	.00	.00	.00	.00
	TOTAL	.066489	1.70	.00	5.66	.00	7.36	1.10	.00	.00	8.46

YEAR	FUND	TAX RATE	LEVY PAID	DISCOUNT GIVEN	PENALTY INTEREST	TIF AMOUNT	DISBURSE TOTAL	ATTORNEY	OTHER FEES	REFUND AMOUNT	PAYMENT AMOUNT
1988	M & O	.062200	4.29	.00	14.93	.00	19.22	2.88	.00	.00	22.10
	I & S	.000000	.00	.00	.00	.00	.00	.00	.00	.00	.00
	TOTAL	.062200	4.29	.00	14.93	.00	19.22	2.88	.00	.00	22.10
1986	M & O	.042300	2.70	.00	8.86	.00	11.56	1.37	.00	.00	12.93
	I & S	.000000	.00	.00	.00	.00	.00	.00	.00	.00	.00
	TOTAL	.042300	2.70	.00	8.86	.00	11.56	1.37	.00	.00	12.93
1985	M & O	.041400	1.48	.00	5.66	.00	7.14	1.07	.00	.00	8.21
	I & S	.000000	.00	.00	.00	.00	.00	.00	.00	.00	.00
	TOTAL	.041400	1.48	.00	5.66	.00	7.14	1.07	.00	.00	8.21
1984	M & O	.033500	2.54	.00	10.01	.00	12.55	1.88	.00	.00	14.43
	I & S	.000000	.00	.00	.00	.00	.00	.00	.00	.00	.00
	TOTAL	.033500	2.54	.00	10.01	.00	12.55	1.88	.00	.00	14.43
1983	M & O	.037500	2.63	.00	10.73	.00	13.36	2.00	.00	.00	15.36
	I & S	.000000	.00	.00	.00	.00	.00	.00	.00	.00	.00
	TOTAL	.037500	2.63	.00	10.73	.00	13.36	2.00	.00	.00	15.36
ALL	M & O		197,985.70	2,120.80	3,604.20	.00	199,469.10	2,746.93	.00	.00	202,216.03
ALL	I & S		47,027.98	514.49	401.55	.00	46,915.04	.00	.00	.00	46,915.04
ALL	TOTAL		245,013.68	2,635.29	4,005.75	.00	246,384.14	2,746.93	.00	.00	249,131.07
DLQ	M & O		10,055.06	.00	3,604.20	.00	13,659.26	2,746.93	.00	.00	16,406.19
DLQ	I & S		1,433.20	.00	401.55	.00	1,834.75	.00	.00	.00	1,834.75
DLQ	TOTAL		11,488.26	.00	4,005.75	.00	15,494.01	2,746.93	.00	.00	18,240.94
CURR	M & O		167,930.64	2,120.80	.00	.00	185,809.84	.00	.00	.00	185,809.84
CURR	I & S		45,594.78	514.49	.00	.00	45,800.29	.00	.00	.00	45,800.29
CURR	TOTAL		233,525.42	2,635.29	.00	.00	230,890.13	.00	.00	.00	230,890.13

YEAR	FUND	TAX RATE	LEVY PAID	DISCOUNT GIVEN	PENALTY INTEREST	TIF AMOUNT	DISBURSE TOTAL	ATTORNEY	OTHER FEES	REFUND AMOUNT	PAYMENT AMOUNT
2016	M & O	.150000	46,558.07	525.47-	.00	.00	46,032.60	.00	.00	.00	46,032.60
	I & S	.000000	.00	.00	.00	.00	.00	.00	.00	.00	.00
	TOTAL	.150000	46,558.07	525.47-	.00	.00	46,032.60	.00	.00	.00	46,032.60
2015	M & O	.114780	939.59	.00	213.39	.00	1,152.98	230.23	.00	.00	1,383.21
	I & S	.000000	.00	.00	.00	.00	.00	.00	.00	.00	.00
	TOTAL	.114780	939.59	.00	213.39	.00	1,152.98	230.23	.00	.00	1,383.21
2014	M & O	.134093	356.05	.00	99.60	.00	455.65	72.03	.00	.00	527.68
	I & S	.000000	.00	.00	.00	.00	.00	.00	.00	.00	.00
	TOTAL	.134093	356.05	.00	99.60	.00	455.65	72.03	.00	.00	527.68
2013	M & O	.144093	247.97	.00	79.21	.00	327.18	45.69	.00	.00	372.87
	I & S	.000000	.00	.00	.00	.00	.00	.00	.00	.00	.00
	TOTAL	.144093	247.97	.00	79.21	.00	327.18	45.69	.00	.00	372.87
2012	M & O	.119200	173.14	.00	62.57	.00	235.71	30.84	.00	.00	266.55
	I & S	.000000	.00	.00	.00	.00	.00	.00	.00	.00	.00
	TOTAL	.119200	173.14	.00	62.57	.00	235.71	30.84	.00	.00	266.55
2011	M & O	.111000	70.61	.00	50.11	.00	120.72	24.13	.00	.00	144.85
	I & S	.000000	.00	.00	.00	.00	.00	.00	.00	.00	.00
	TOTAL	.111000	70.61	.00	50.11	.00	120.72	24.13	.00	.00	144.85
2010	M & O	.088900	16.47	.00	13.66	.00	30.13	6.02	.00	.00	36.15
	I & S	.000000	.00	.00	.00	.00	.00	.00	.00	.00	.00
	TOTAL	.088900	16.47	.00	13.66	.00	30.13	6.02	.00	.00	36.15
2009	M & O	.081200	25.58	.00	24.29	.00	49.87	9.97	.00	.00	59.84
	I & S	.000000	.00	.00	.00	.00	.00	.00	.00	.00	.00
	TOTAL	.081200	25.58	.00	24.29	.00	49.87	9.97	.00	.00	59.84
2008	M & O	.073310	12.97	.00	13.87	.00	26.84	5.37	.00	.00	32.21
	I & S	.000000	.00	.00	.00	.00	.00	.00	.00	.00	.00
	TOTAL	.073310	12.97	.00	13.87	.00	26.84	5.37	.00	.00	32.21
2007	M & O	.070486	9.93	.00	11.79	.00	21.72	4.34	.00	.00	26.06
	I & S	.000000	.00	.00	.00	.00	.00	.00	.00	.00	.00
	TOTAL	.070486	9.93	.00	11.79	.00	21.72	4.34	.00	.00	26.06
2006	M & O	.064703	.47	.00	.62	.00	1.09	.22	.00	.00	1.31
	I & S	.000000	.00	.00	.00	.00	.00	.00	.00	.00	.00
	TOTAL	.064703	.47	.00	.62	.00	1.09	.22	.00	.00	1.31
2005	M & O	.085540	9.90	.00	14.20	.00	24.10	4.82	.00	.00	28.92
	I & S	.000000	.00	.00	.00	.00	.00	.00	.00	.00	.00
	TOTAL	.085540	9.90	.00	14.20	.00	24.10	4.82	.00	.00	28.92

YEAR	FUND	TAX RATE	LEVY PAID	DISCOUNT GIVEN	PENALTY INTEREST	TIP AMOUNT	DISBURSE TOTAL	ATTORNEY	OTHER FEES	REFUND AMOUNT	PAYMENT AMOUNT
2004	M & O	.081100	1.95	.00	3.00	.00	4.95	.75	.00	.00	5.70
	I & S	.000000	.00	.00	.00	.00	.00	.00	.00	.00	.00
	TOTAL	.081100	1.95	.00	3.00	.00	4.95	.75	.00	.00	5.70
2003	M & O	.101010	1.84	.00	3.11	.00	4.95	.75	.00	.00	5.70
	I & S	.000000	.00	.00	.00	.00	.00	.00	.00	.00	.00
	TOTAL	.101010	1.84	.00	3.11	.00	4.95	.75	.00	.00	5.70
2002	M & O	.092600	.78	.00	1.40	.00	2.18	.33	.00	.00	2.51
	I & S	.000000	.00	.00	.00	.00	.00	.00	.00	.00	.00
	TOTAL	.092600	.78	.00	1.40	.00	2.18	.33	.00	.00	2.51
2001	M & O	.115330	.97	.00	2.67	.00	3.64	.68	.00	.00	4.32
	I & S	.000000	.00	.00	.00	.00	.00	.00	.00	.00	.00
	TOTAL	.115330	.97	.00	2.67	.00	3.64	.68	.00	.00	4.32
2000	M & O	.111020	.46	.00	1.30	.00	1.76	.13	.00	.00	1.89
	I & S	.000000	.00	.00	.00	.00	.00	.00	.00	.00	.00
	TOTAL	.111020	.46	.00	1.30	.00	1.76	.13	.00	.00	1.89
1998	M & O	.108919	4.50	.00	8.06	.00	12.56	1.24	.00	.00	13.80
	I & S	.000000	.00	.00	.00	.00	.00	.00	.00	.00	.00
	TOTAL	.108919	4.50	.00	8.06	.00	12.56	1.24	.00	.00	13.80
1997	M & O	.096130	4.13	.00	9.88	.00	14.01	2.10	.00	.00	16.11
	I & S	.000000	.00	.00	.00	.00	.00	.00	.00	.00	.00
	TOTAL	.096130	4.13	.00	9.88	.00	14.01	2.10	.00	.00	16.11
1996	M & O	.117290	11.19	.00	27.56	.00	38.75	5.66	.00	.00	44.41
	I & S	.000000	.00	.00	.00	.00	.00	.00	.00	.00	.00
	TOTAL	.117290	11.19	.00	27.56	.00	38.75	5.66	.00	.00	44.41
1995	M & O	.106050	.06	.00	.16	.00	.22	.03	.00	.00	.25
	I & S	.000000	.00	.00	.00	.00	.00	.00	.00	.00	.00
	TOTAL	.106050	.06	.00	.16	.00	.22	.03	.00	.00	.25
1993	M & O	.09248	.43	.00	1.10	.00	1.53	.23	.00	.00	1.76
	I & S	.000000	.00	.00	.00	.00	.00	.00	.00	.00	.00
	TOTAL	.09248	.43	.00	1.10	.00	1.53	.23	.00	.00	1.76
1990	M & O	.000000	1.43	.00	4.61	.00	6.04	.90	.00	.00	6.94
	I & S	.000000	.00	.00	.00	.00	.00	.00	.00	.00	.00
	TOTAL	.000000	1.43	.00	4.61	.00	6.04	.90	.00	.00	6.94
1989	M & O	.000000	.16	.00	.55	.00	.71	.11	.00	.00	.82
	I & S	.000000	.00	.00	.00	.00	.00	.00	.00	.00	.00
	TOTAL	.000000	.16	.00	.55	.00	.71	.11	.00	.00	.82

YEAR	FUND	TAX RATE	LEVY PAID	DISCOUNT GIVEN	PENALTY INTEREST	TIF AMOUNT	DISBURSE TOTAL	ATTORNEY	OTHER FEES	REFUND AMOUNT	PAYMENT AMOUNT
1988	M & O	.000000	.51	.00	1.77	.00	2.28	.34	.00	.00	2.62
	I & S	.000000	.00	.00	.00	.00	.00	.00	.00	.00	.00
	TOTAL	.000000	.51	.00	1.77	.00	2.28	.34	.00	.00	2.62
1986	M & O	.000000	.22	.00	.73	.00	.95	.11	.00	.00	1.06
	I & S	.000000	.00	.00	.00	.00	.00	.00	.00	.00	.00
	TOTAL	.000000	.22	.00	.73	.00	.95	.11	.00	.00	1.06
1985	M & O	.000000	.14	.00	.55	.00	.69	.10	.00	.00	.79
	I & S	.000000	.00	.00	.00	.00	.00	.00	.00	.00	.00
	TOTAL	.000000	.14	.00	.55	.00	.69	.10	.00	.00	.79
1984	M & O	.000000	.69	.00	2.72	.00	3.41	.51	.00	.00	3.92
	I & S	.000000	.00	.00	.00	.00	.00	.00	.00	.00	.00
	TOTAL	.000000	.69	.00	2.72	.00	3.41	.51	.00	.00	3.92
1983	M & O	.000000	.48	.00	2.00	.00	2.48	.37	.00	.00	2.85
	I & S	.000000	.00	.00	.00	.00	.00	.00	.00	.00	.00
	TOTAL	.000000	.48	.00	2.00	.00	2.48	.37	.00	.00	2.85
ALL	M & O		48,449.03	525.47	647.94	.00	48,571.50	446.78	.00	.00	49,018.28
ALL	I & S		.00	.00	.00	.00	.00	.00	.00	.00	.00
ALL	TOTAL		48,449.03	525.47	647.94	.00	48,571.50	446.78	.00	.00	49,018.28
DLQ	M & O		1,890.96	.00	647.94	.00	2,538.90	446.78	.00	.00	2,985.68
DLQ	I & S		.00	.00	.00	.00	.00	.00	.00	.00	.00
DLQ	TOTAL		1,890.96	.00	647.94	.00	2,538.90	446.78	.00	.00	2,985.68
CURR	M & O		46,558.07	525.47	.00	.00	46,032.60	.00	.00	.00	46,032.60
CURR	I & S		.00	.00	.00	.00	.00	.00	.00	.00	.00
CURR	TOTAL		46,558.07	525.47	.00	.00	46,032.60	.00	.00	.00	46,032.60

YEAR	FUND	TAX RATE	LEVY PAID	DISCOUNT GIVEN	PENALTY INTEREST	TIF AMOUNT	DISBURSE TOTAL	ATTORNEY FEES	OTHER FEES	REFUND AMOUNT	PAYMENT AMOUNT
2016	M & O	.098837	30,509.10	344.36-	.00	.00	30,164.74	.00	.00	.00	30,164.74
	I & S	.000000	.00	.00	.00	.00	.00	.00	.00	.00	.00
	TOTAL	.098837	30,509.10	344.36-	.00	.00	30,164.74	.00	.00	.00	30,164.74
2015	M & O	.074702	603.84	.00	137.16	.00	741.00	147.93	.00	.00	888.93
	I & S	.000000	.00	.00	.00	.00	.00	.00	.00	.00	.00
	TOTAL	.074702	603.84	.00	137.16	.00	741.00	147.93	.00	.00	888.93
2014	M & O	.086982	229.43	.00	64.06	.00	293.49	46.29	.00	.00	339.78
	I & S	.000000	.00	.00	.00	.00	.00	.00	.00	.00	.00
	TOTAL	.086982	229.43	.00	64.06	.00	293.49	46.29	.00	.00	339.78
2013	M & O	.086982	145.91	.00	46.02	.00	191.93	26.44	.00	.00	218.37
	I & S	.000000	.00	.00	.00	.00	.00	.00	.00	.00	.00
	TOTAL	.086982	145.91	.00	46.02	.00	191.93	26.44	.00	.00	218.37
2012	M & O	.071900	100.55	.00	35.43	.00	135.98	17.35	.00	.00	153.33
	I & S	.000000	.00	.00	.00	.00	.00	.00	.00	.00	.00
	TOTAL	.071900	100.55	.00	35.43	.00	135.98	17.35	.00	.00	153.33
2011	M & O	.067000	42.27	.00	30.03	.00	72.30	14.45	.00	.00	86.75
	I & S	.000000	.00	.00	.00	.00	.00	.00	.00	.00	.00
	TOTAL	.067000	42.27	.00	30.03	.00	72.30	14.45	.00	.00	86.75
2010	M & O	.054000	9.10	.00	7.56	.00	16.66	3.34	.00	.00	20.00
	I & S	.000000	.00	.00	.00	.00	.00	.00	.00	.00	.00
	TOTAL	.054000	9.10	.00	7.56	.00	16.66	3.34	.00	.00	20.00
2009	M & O	.049200	13.87	.00	13.18	.00	27.05	5.40	.00	.00	32.45
	I & S	.000000	.00	.00	.00	.00	.00	.00	.00	.00	.00
	TOTAL	.049200	13.87	.00	13.18	.00	27.05	5.40	.00	.00	32.45
2008	M & O	.044420	7.17	.00	7.68	.00	14.85	2.98	.00	.00	17.83
	I & S	.000000	.00	.00	.00	.00	.00	.00	.00	.00	.00
	TOTAL	.044420	7.17	.00	7.68	.00	14.85	2.98	.00	.00	17.83
2007	M & O	.049200	6.01	.00	7.16	.00	13.17	2.64	.00	.00	15.81
	I & S	.000000	.00	.00	.00	.00	.00	.00	.00	.00	.00
	TOTAL	.049200	6.01	.00	7.16	.00	13.17	2.64	.00	.00	15.81
2006	M & O	.039167	.29	.00	.38	.00	.67	.13	.00	.00	.80
	I & S	.000000	.00	.00	.00	.00	.00	.00	.00	.00	.00
	TOTAL	.039167	.29	.00	.38	.00	.67	.13	.00	.00	.80
2005	M & O	.051800	5.59	.00	7.98	.00	13.57	2.71	.00	.00	16.28
	I & S	.000000	.00	.00	.00	.00	.00	.00	.00	.00	.00
	TOTAL	.051800	5.59	.00	7.98	.00	13.57	2.71	.00	.00	16.28

YEAR	FUND	TAX RATE	LEVY PAID	DISCOUNT GIVEN	PENALTY INTEREST	TIF AMOUNT	DISBURSE TOTAL	ATTORNEY	OTHER FEES	REFUND AMOUNT	PAYMENT AMOUNT
2004	M & O	.055500	1.34	.00	2.07	.00	3.41	.51	.00	.00	3.92
	I & S	.000000	.00	.00	.00	.00	.00	.00	.00	.00	.00
	TOTAL	.055500	1.34	.00	2.07	.00	3.41	.51	.00	.00	3.92
2003	M & O	.067370	1.23	.00	2.06	.00	3.29	.50	.00	.00	3.79
	I & S	.000000	.00	.00	.00	.00	.00	.00	.00	.00	.00
	TOTAL	.067370	1.23	.00	2.06	.00	3.29	.50	.00	.00	3.79
2002	M & O	.062050	.52	.00	.93	.00	1.45	.22	.00	.00	1.67
	I & S	.000000	.00	.00	.00	.00	.00	.00	.00	.00	.00
	TOTAL	.062050	.52	.00	.93	.00	1.45	.22	.00	.00	1.67
2001	M & O	.090280	.76	.00	2.10	.00	2.86	.54	.00	.00	3.40
	I & S	.000000	.00	.00	.00	.00	.00	.00	.00	.00	.00
	TOTAL	.090280	.76	.00	2.10	.00	2.86	.54	.00	.00	3.40
2000	M & O	.077060	.32	.00	.92	.00	1.24	.09	.00	.00	1.33
	I & S	.000000	.00	.00	.00	.00	.00	.00	.00	.00	.00
	TOTAL	.077060	.32	.00	.92	.00	1.24	.09	.00	.00	1.33
1998	M & O	.064936	2.68	.00	4.79	.00	7.47	.74	.00	.00	8.21
	I & S	.000000	.00	.00	.00	.00	.00	.00	.00	.00	.00
	TOTAL	.064936	2.68	.00	4.79	.00	7.47	.74	.00	.00	8.21
1997	M & O	.058920	2.54	.00	6.04	.00	8.58	1.28	.00	.00	9.86
	I & S	.000000	.00	.00	.00	.00	.00	.00	.00	.00	.00
	TOTAL	.058920	2.54	.00	6.04	.00	8.58	1.28	.00	.00	9.86
1996	M & O	.078190	7.47	.00	18.41	.00	25.88	3.77	.00	.00	29.65
	I & S	.000000	.00	.00	.00	.00	.00	.00	.00	.00	.00
	TOTAL	.078190	7.47	.00	18.41	.00	25.88	3.77	.00	.00	29.65
1995	M & O	.069450	.04	.00	.11	.00	.15	.02	.00	.00	.17
	I & S	.000000	.00	.00	.00	.00	.00	.00	.00	.00	.00
	TOTAL	.069450	.04	.00	.11	.00	.15	.02	.00	.00	.17
1993	M & O	.007657	.35	.00	.92	.00	1.27	.19	.00	.00	1.46
	I & S	.000000	.00	.00	.00	.00	.00	.00	.00	.00	.00
	TOTAL	.007657	.35	.00	.92	.00	1.27	.19	.00	.00	1.46
1990	M & O	.003686	1.38	.00	4.43	.00	5.81	.87	.00	.00	6.68
	I & S	.000000	.00	.00	.00	.00	.00	.00	.00	.00	.00
	TOTAL	.003686	1.38	.00	4.43	.00	5.81	.87	.00	.00	6.68
1989	M & O	.006198	.16	.00	.52	.00	.68	.10	.00	.00	.78
	I & S	.000000	.00	.00	.00	.00	.00	.00	.00	.00	.00
	TOTAL	.006198	.16	.00	.52	.00	.68	.10	.00	.00	.78

YEAR	FUND	TAX RATE	LEVY PAID	DISCOUNT GIVEN	PENALTY INTEREST	TIF AMOUNT	DISBURSE TOTAL	ATTORNEY	OTHER FEES	REFUND AMOUNT	PAYMENT AMOUNT
1988	M & O	.007700	.53	.00	1.84	.00	2.37	.36	.00	.00	2.73
	I & S	.000000	.00	.00	.00	.00	.00	.00	.00	.00	.00
	TOTAL	.007700	.53	.00	1.84	.00	2.37	.36	.00	.00	2.73
1986	M & O	.005000	.33	.00	1.05	.00	1.38	.16	.00	.00	1.54
	I & S	.000000	.00	.00	.00	.00	.00	.00	.00	.00	.00
	TOTAL	.005000	.33	.00	1.05	.00	1.38	.16	.00	.00	1.54
1985	M & O	.006000	.21	.00	.82	.00	1.03	.15	.00	.00	1.18
	I & S	.000000	.00	.00	.00	.00	.00	.00	.00	.00	.00
	TOTAL	.006000	.21	.00	.82	.00	1.03	.15	.00	.00	1.18
1983	M & O	.012000	.84	.00	3.42	.00	4.26	.64	.00	.00	4.90
	I & S	.000000	.00	.00	.00	.00	.00	.00	.00	.00	.00
	TOTAL	.012000	.84	.00	3.42	.00	4.26	.64	.00	.00	4.90
ALL	M & O		31,693.41	344.36	405.43	.00	31,754.48	279.50	.00	.00	32,033.98
ALL	I & S		.00	.00	.00	.00	.00	.00	.00	.00	.00
ALL	TOTAL		31,693.41	344.36	405.43	.00	31,754.48	279.50	.00	.00	32,033.98
DLQ	M & O		1,184.31	.00	405.43	.00	1,589.74	279.50	.00	.00	1,869.24
DLQ	I & S		.00	.00	.00	.00	.00	.00	.00	.00	.00
DLQ	TOTAL		1,184.31	.00	405.43	.00	1,589.74	279.50	.00	.00	1,869.24
CURR	M & O		30,509.10	344.36	.00	.00	30,164.74	.00	.00	.00	30,164.74
CURR	I & S		.00	.00	.00	.00	.00	.00	.00	.00	.00
CURR	TOTAL		30,509.10	344.36	.00	.00	30,164.74	.00	.00	.00	30,164.74

FISCAL START: 10/01/2016 END: 09/30/2017 JURISDICTION: 0100 BROOKS COUNTY FROM 12/01/2016 TO 12/31/2016

CURRENT YEAR	483,891,963	638,474-	483,253,489	00.743829	3,547,830.94	10,406
CEMT TAXABLE VALUE	ADJUSTMENTS	ADJ TAX VALUE	TAX RATE	TAX LEVY	PAID ACCTS	

YEAR	TAXES DUE	MONTH ADJ	ADJUSTMENT YTD	LEVY PAID	PAID YTD	BALANCE	COLL %	YTD UNCOLL
2016	3,605,975.08	3,414.11-	58,144.14-	233,525.42	2,339,566.54	1,208,264.40	65.94	0.00
2015	236,531.62	257.90	11,054.84-	6,118.17	15,443.32	209,985.29	6.85	0.00
****	0.00	0.00	0.00	0.00	0.00	48.17	6.85	0.00
2014	117,105.17	33.24	595.40	1,775.54	3,835.49	113,813.81	3.26	0.00
****	0.00	0.00	0.00	0.00	0.00	51.27	3.26	0.00
2013	112,483.00	39.75	678.63	1,370.64	2,717.44	110,444.19	2.40	33.46-
2012	62,905.01	38.46	656.67	1,117.62	1,853.07	61,708.61	2.92	32.37-
2011	49,015.80	.00	30.13-	455.32	1,154.31	47,831.36	2.36	30.13-
2010	34,581.40	.00	23.66-	104.17	434.65	34,123.09	1.26	23.66-
2009	26,287.95	.00	20.12-	150.51	487.72	25,780.11	1.86	20.12-
2008	17,464.80	.00	18.17-	76.39	294.42	17,152.21	1.69	18.17-
2007	14,949.43	.00	17.19-	57.46	166.87	14,765.37	1.12	17.19-
2006	14,641.61	.00	15.78-	2.73	86.60	14,539.23	.59	15.78-
2005	15,692.18	.00	20.87-	57.51	161.77	15,509.54	1.03	20.87-
2004	14,172.72	.00	21.42-	12.21	87.97	14,063.33	.62	21.42-
2003	13,978.67	.00	22.57-	9.80	39.03	13,917.07	.28	22.57-
2002	11,874.39	.00	24.61-	4.13	11.03	11,838.75	.09	24.61-
2001	18,782.42	.00	32.48-	5.45	21.12	18,728.82	.11	32.48-
2000	14,957.34	.00	32.85-	2.73	24.31	14,900.18	.16	32.85-
1999	16,051.09	.00	35.20-	0.00	24.86	15,991.03	.16	35.20-
1998	14,515.33	.00	33.31-	25.45	72.27	14,409.75	.50	33.31-
1997	15,422.18	.00	33.31-	26.45	29.71	15,359.16	.19	33.31-
1996	16,596.14	.00	42.84-	75.58	87.06	16,466.24	.53	42.84-
1995	130,364.14	.00	395.13-	40.40	145.05	129,823.96	.11	395.13-
****	4,574,347.47	3,044.76-	68,087.92-	245,013.68	2,366,744.61	2,139,415.50		885.47-

FISCAL START: 10/01/2016 END: 09/30/2017 JURISDICTION: 0101 BROOKS COUNTY RD AND BRIDGE

CURRENT YEAR	CERT TAXABLE VALUE	ADJUSTMENTS	ADJ TAX VALUE	TAX RATE	TAX LEVY	PAID ACCTS
483,891,963	638,474-	483,253,489	00.150000	712,981.07	10,412	

YEAR	TAXES DUE	MONTH ADJ	ADJUSTMENT YTD	LEVY PAID	PAID YTD	BALANCE	COLL %	YTD UNCOLL
2016	724,696.51	688.49-	11,715.44-	46,558.07	470,296.00	242,685.07	65.96	0.00
2015	36,299.24	39.46	1,691.74-	939.59	2,379.19	32,220.38	6.87	0.00
****	0.00	.00	0.00	0.00	0.00	7.93	6.87	0.00
2014	23,402.17	6.70	120.10	356.05	769.21	22,742.72	3.27	0.00
****	0.00	.00	0.00	0.00	0.00	10.34	3.27	0.00
2013	20,270.02	7.20	123.00	247.97	490.31	19,902.71	2.40	6.06-
2012	9,783.87	5.96	101.74	173.14	287.08	9,598.53	2.90	5.02-
2011	7,635.61	.00	4.67-	70.61	178.93	7,452.01	2.34	4.67-
2010	5,492.61	.00	3.74-	16.47	68.72	5,420.15	1.25	3.74-
2009	4,444.96	.00	3.41-	25.58	82.82	4,358.73	1.86	3.41-
2008	2,963.99	.00	3.09-	12.97	49.97	2,910.93	1.69	3.09-
2007	2,578.35	.00	2.97-	9.93	28.82	2,546.56	1.12	2.97-
2006	2,153.33	.00	2.72-	0.47	14.94	2,135.67	.69	2.72-
2005	2,690.24	.00	3.60-	9.90	27.89	2,658.75	1.04	3.60-
2004	2,258.63	.00	3.41-	1.95	14.01	2,241.21	.62	3.41-
2003	2,634.53	.00	4.25-	1.84	7.34	2,622.94	.28	4.25-
2002	2,238.09	.00	4.64-	0.78	2.08	2,231.37	.09	4.64-
2001	5,333.83	.00	5.78-	0.97	3.76	5,324.29	.07	5.78-
2000	2,519.57	.00	5.56-	0.46	4.11	2,509.90	.16	5.56-
1999	2,457.37	.00	4.73-	0.00	3.34	2,449.30	.14	4.73-
1998	2,567.08	.00	5.89-	4.50	12.79	2,548.40	.50	5.89-
1997	2,407.33	.00	5.20-	4.13	4.64	2,397.49	.19	5.20-
1996	2,458.13	.00	6.34-	11.19	12.89	2,438.90	.53	6.34-
1995	12,959.94	.00	38.58-	2.46	14.11	12,907.25	.11	38.58-
****	880,245.40	629.17-	13,170.92-	48,449.03	474,752.95	392,303.26		119.66-

FISCAL START: 10/01/2016 END: 09/30/2017 JURISDICTION: 0104 BROOKS COUNTY FM FC

YEAR	TAXES DUE	MONTH ADJ	ADJUSTMENT YTD	LEVY PAID	PAID YTD	BALANCE	COLL %	YTD UNCOLL
2016	474,577.55	444.74-	7,665.16-	30,509.10	308,759.33	158,153.06	66.13	0.00
2015	23,000.66	27.92	1,089.81-	603.84	1,549.00	20,358.41	7.07	0.00
****	0.00	.00		0.00	0.00	3.44	7.07	0.00
2014	14,763.12	6.96	88.10	229.43	487.99	14,357.94	3.29	0.00
****	0.00	.00		0.00	0.00	5.29	3.29	0.00
2013	11,916.49	6.96	84.44	145.91	287.55	11,713.38	2.40	3.66-
2012	5,669.69	5.75	69.79	100.55	167.58	5,571.90	2.92	3.03-
2011	4,417.26	.00	2.82-	42.27	103.37	4,311.07	2.34	2.82-
2010	3,196.71	.00	2.27-	9.10	37.42	3,157.02	1.17	2.27-
2009	2,579.69	.00	2.07-	13.87	44.12	2,533.50	1.71	2.07-
2008	1,685.72	.00	1.87-	7.17	27.30	1,656.55	1.62	1.87-
2007	1,470.02	.00	1.80-	6.01	16.16	1,452.06	1.10	1.80-
2006	1,218.77	.00	1.65-	0.29	6.70	1,210.42	.55	1.65-
2005	1,567.49	.00	2.18-	5.59	13.72	1,551.59	.88	2.18-
2004	1,475.83	.00	2.34-	1.34	8.56	1,464.93	.58	2.34-
2003	1,676.88	.00	2.84-	1.23	4.89	1,669.15	.29	2.84-
2002	1,423.03	.00	3.11-	0.52	1.39	1,418.53	.10	3.11-
2001	2,532.84	.00	4.52-	0.76	2.96	2,525.36	.12	4.52-
2000	1,687.73	.00	3.86-	0.32	2.86	1,681.01	.17	3.86-
1999	2,664.41	.00	6.18-	0.00	4.37	2,653.86	.16	6.18-
1998	1,452.34	.00	3.52-	2.68	7.62	1,441.20	.53	3.52-
1997	1,396.57	.00	3.19-	2.54	2.85	1,390.53	.20	3.19-
1996	1,546.93	.00	4.23-	7.47	8.59	1,534.11	.56	4.23-
1995	11,556.10	.00	34.88-	3.42	15.70	11,505.52	.14	34.88-
****	573,475.83	397.15-	8,595.97-	31,693.41	311,560.03	253,311.10		90.02-

CERT TAXABLE VALUE 481,360,910

ADJUSTMENTS 584,569-

ADJ TAX VALUE 480,776,341

TAX RATE 00.098837

TAX LEVY 466,912.39

PAID ACCTS 10,451

OFFICE OF COURT ADMINISTRATION
TEXAS JUDICIAL COUNCIL
OFFICIAL, JUSTICE OF THE PEACE MONTHLY REPORT – DECEMBER, 2016

Check if new
Judge/ Clerk
or Precinct:

_____ JUSTICE OF THE PEACE: ADELA QUINTANILLA
COUNTY: BROOKS

_____ PRECINCT: 1 PLACE: 1/2

_____ COURT CLERK: MELISSA CISNEROS
ADDRESS OF COURT: 300 N. LAS PITAS
CITY: FALFURRIAS, TEXAS 78355

THE ATTACHED REPORT IS A TRUE AND ACCURATE REFLECTION OF THE
RECORDS OF THIS COURT.

PREPARED BY: MELISSA CISNEROS

DATE: DECEMBER, 2016

PHONE: 361-325-4901 ext: 209

FAX: 512-895-9683

Magistration: 0

Inquest Conducted: 0

Felony Complaints: 0

Arrest Warrants Issued: 0

Class C. Misdemeanors only: 0

Felonies and Class A and B Misdem: 0

Emergency Mental Health: 0

Total Revenue Collected \$10,883.26

OFFICE OF COURT ADMINISTRATION
TEXAS JUDICIAL COUNCIL
OFFICIAL, JUSTICE OF THE PEACE MONTHLY REPORT

CHECK IF NEW
JUDGE/CLERK
OR PRECINCT

_____ JUSTICE OF THE PEACE: ORALIA V MORALES
COUNTY BROOKS

_____ PRECINCT:2 PLACE:3/4

_____ COURT CLERK: JANIE SANCHEZ
ADDRESS OF COURT: 300 N LAS PITAS
CITY: FALFURRIAS

THE ATTACHED REPORT IS A TRUE AND ACCURATE REFLECTION OF THE RECORDS OF THIS
COURT.

PREPARED BY: JANIE SANCHEZ

DATE: December, 2016

PHONE: 361-325-4901 EXT 201/108

FAX: 361-325-9571

OFFICIAL JUSTICE OF THE PEACE REPORT

CRIMINAL CASES

CIVIL CASES

BROOKS COUNTY TRAFFIC & NON TRAFFIC

SMALL CLAIMS:

FORCE ENTRY DETAINER:

EVICCTIONS:

MISDEMEANORS:

SUITS:

TICKETS BROUGHT TO PRECINCT 2 FOR THE MONTH OF August 2016

-CODE AND TRAFFIC: 352

-DPS: 37

-SHERIFFS DEPT: 72

-WEIGHT STATION: 108

-GAME WARDEN: 2

NEW CASES FILED: 571

DISPOSTIONS PRIOR TO TRIAL:

NO. OF COMPLAINTS TO SEE JUDGE: 30

DEPOSITS FORFEITED:

FINED BEFORE TRIAL:

CASES DISPOSED: 131

DISPOSITION AT TRIAL:

COURTS HELD: DOCKET:

TRIAL BY JUDGE

GUILTY:

NOT GUILTY:

DISMISSED AT TRIAL:

DISMISSED AFTER DRIVER SAFETY COURSE: 3

DISMISSED AFTER DEFERRED DISPOSITION: 1

DISMISSED AFTER PROOF OF FINANCIAL RESP:

CASES APPEALED:

JUVENILE ACTIVITY:

LICENSE SUSPENSION HEARINGS HELD

PEACE BOND HEARINGS HELD:

MAGISTRATIONS: 16

INQUEST CONDUCTED: 1

FELONY COMPLAINTS:

ARREST WARRANTS ISSUED:

BAIL BOND CONDITIONS:

CLASS C MISDEMEANORS

FELONIES AND CLASS A AND B MISDEM:

EMERGENCY MENTAL HEALTH HEARINGS HELD:

TOTAL REVENUE COLLECTED: \$79,443.55

OFFICE OF COURT ADMINISTRATION
TEXAS JUDICIAL COUNCIL
OFFICIAL, JUSTICE OF THE PEACE MONTHLY REPORT
DECEMBER 2016

Check if new
Judge/ Clerk
or Precinct:

_____ JUSTICE OF THE PEACE: SYLVIA C. DONNELLY
COUNTY: BROOKS

_____ PRECINCT: 3 PLACE: 1

_____ COURT CLERK: JULIE TREVINO
COURT CLERK: VANESSA ALANIZ
ADDRESS OF COURT: 300 N. LAS PITAS
CITY: FALFURRIAS, TEXAS 78355

THE ATTACHED REPORT IS A TRUE AND ACCURATE REFLECTION OF THE
RECORDS OF THIS COURT.

PREPARED BY: JULIE TREVINO

DATE: January 9, 2017

PHONE; 361-325-4901 ext:3
IN HOUSE EXT. 200 / 105

FAX: 512-895-9683

OFFICIAL JUSTICE OF THE PEACE REPORT

CRIMINAL CASES

CIVIL CASES

Brooks County Traffic & Non Traffic

New Cases Filed: _____

TX HWY PATROL 55

TX C.V.E 38

CODE ENFORCEMENT 86

SHERIFF'S OFFICE 8

PARKS & WILDLIFE 0

CONSTABLE DEPT. 0

Small Claims 0

Force Entry Detainer 0

EVICTIONS 0

Dispositions Prior To Trial: 0

License Suspension Hearings Held: 0

No. Of Complains to see Judge: 0

Peace Bond Hearings Held: 0

Deposit Forfeited 0

Felony Complaints: 0

Fined (Before Trial only): _____

Arrest Warrants Issued: 0

Cases Dismissed: 0

Class C. Misdemeanors only: _____

Dispositions At Trial: 0

Felonies and Class A and B Misdem: _____

Trial by Judge- Guilty
- Not Guilty 0

Emergency Mental Health Hearings Held: 0

Dismissed At Trial: 0

Magistration: 0

Dismissed: 0

Juvenile Activity: 0

After Driver Safety Course: 14

Inquest Conducted: 0

After Deferred Disposition: 12

After Proof of Financial Resp: 0

Total Revenue Collected \$ 59,505.35

OFFICE OF COURT ADMINISTRATION
TEXAS JUDICIAL COUNCIL
OFFICIAL, JUSTICE OF THE PEACE MONTHLY REPORT

Check if new
Judge/ Clerk
or Precinct:

_____ JUSTICE OF THE PEACE: ROLANDO GARZA
COUNTY: BROOKS

_____ PRECINCT: 4 PLACE: 8/9

_____ COURT CLERK: MELISSA CISNEROS
ADDRESS OF COURT: 300 N. LAS PITAS
CITY: FALFURRIAS, TEXAS 78355

THE ATTACHED REPORT IS A TRUE AND ACCURATE REFLECTION OF THE
RECORDS OF THIS COURT.

PREPARED BY: MELISSA CISNEROS

DATE: JANUARY 4, 2017

PHONE: 361-325-4901 ext: 203

FAX: 512-895-9683

OFFICIAL JUSTICE OF THE PEACE REPORT
For the month ending December, 2016

CRIMINAL CASES

CIVIL CASES

Brooks County Traffic, Non Traffic, Small Claims, Force Entry Detainer & Evictions

Misdemeanor

Suits

New Cases Filed: 81 (Code & Traffic – 69 / DPS – 12)

Dispositioned: 60

Dispositions Prior To Trial: 0

No. of Complains to see Judge: 9

Deposit Forfeited: 0

Fined (Before Trial only):0

Cases Dismissed: 4

Dispositions at Trial: 0

Trial by Judge- Guilty:
- Not Guilty: 0

Dismissed at Trial: 0

After Driver Safety Course: 3

After Deferred Disposition: 2

After Proof of Financial Resp.: 0

Cases Appealed: 0

Juvenile Activity: 0

Parent Contributing to Non-Attendance: 5

Jury Trial: 0

License Suspension Hearings Held: 0

Occupational Driver License Hearing: 0

Peace Bond Hearings Held: 0

Magistrations: 4 (DECEMBER 26, 2016 – DECEMBER 31, 2016)

Inquest Conducted: 1

Felony Complaints: 0

Arrest Warrants Issued: 0

Class C. Misdemeanors only: 0

Felonies and Class A and B Misdem.: 0

Emergency Mental Health Hearings Held: 0

Small Claims: 0

Evictions: 0

Show Cause Hearings: 8

Pre-Trial/ Bench Trial w/County Attorney: 0

Total Revenue Collected \$12,392.41



engineers | architects | contractors

Solutions Today with a
Vision for Tomorrow

January 9, 2017

The Honorable Imelda Barrera, County Judge
Brooks County, Texas
100 East Miller Street
Falfurrias, Texas 78355

**Re: Brooks County, Texas
2015-16 Colonia Wastewater Improvements Project – Phase 1
TCDP Contract No. 7215075
Recommendation of Award**

Dear Judge Barrera:


Bids were received on January 5, 2017 for the above referenced project. Three (3) bids were received and the results are shown on the attached bid tabulation sheet. The responsive, responsible bidder submitting the lowest/best bid on the project is ADK Environmental, Inc., 16434 FM 360, Odem, Texas 78370 with a Total Base Bid amount of \$94,156.00.

I have reviewed the Contractor's qualifications and bid documents, and it is my recommendation that the County award the project to ADK Environmental, Inc. in the total amount of \$94,156.00.


Respectfully,

LNV

Engineers | Architects | Contractors
TBPE Firm No. D466



Robert M. Viera, P.E.
Project Engineer



Attachment(s)

BID TABULATION

Client Name Brooks County
 Project Name 2015-16 Colonia Wastewater Improvements - Phase I
 Date: Thursday, January 5, 2017 at 2PM

LNV, INC
 801 NAVIGATION, SUITE 300
 CORPUS CHRISTI, TX 78408
 PHONE: 361.883.1984
 FAX: 361.883.1986

ITEM	QTY	UNIT	DESCRIPTION	UNIT PRICE	TOTAL PRICE	UNIT PRICE	TOTAL PRICE	UNIT PRICE	TOTAL PRICE
BASE BID									
A-1	1	LS	REHAB OF LIFT STATION TO INCLUDE REMOVAL & REPLACEMENT OF THE PUMPS, RISER PIPING, CHECK VALVES, PLUG VALVES. ALL OTHER NECESSARY PIPING AND FITTINGS, BYPASS PUMPING (IF NECESSARY) GUIDE RAILS, CABLES ETC....	\$42,000.00	\$42,000.00	\$55,000.00	\$55,000.00	\$59,409.00	\$59,409.00
A-2	80	LF	SECURITY FENCING TO INCLUDE GATE	\$75.00	\$6,000.00	\$40.00	\$3,200.00	\$97.11	\$7,768.80
SUBTOTAL BASE BID - LIFT STATION B-CR 300				\$48,000.00	\$48,000.00	\$95,000.00	\$95,000.00	\$67,177.91	\$67,177.91
BASE BID - LIFT STATION B-CR 300									
B-1	1	LS	REHAB OF LIFT STATION TO INCLUDE REMOVAL & REPLACEMENT OF THE PUMPS, RISER PIPING, CHECK VALVES, PLUG VALVES. ALL OTHER NECESSARY PIPING AND FITTINGS, BYPASS PUMPING (IF NECESSARY) GUIDE RAILS, CABLES ETC...	\$46,156.00	\$46,156.00	\$55,000.00	\$55,000.00	\$59,404.00	\$59,404.00
SUBTOTAL BASE BID - LIFT STATION B-CR 300				\$46,156.00	\$46,156.00	\$55,000.00	\$55,000.00	\$59,404.00	\$59,404.00
TOTAL BASE BID				\$94,156.00	\$94,156.00	\$113,200.00	\$113,200.00	\$126,581.91	\$126,581.91

* DENOTES ERROR IN BID

Prepared by
 LNV, INC

79th Judicial District Court of Texas & Brooks County Constitutional County Court

**FEE SCHEDULE FOR COURT APPOINTED COUNSEL
IN CRIMINAL CASES
EFFECTIVE January 1, 2017**

Flat Fee Schedule:

Capital Offense- Death Penalty:	As provided by the 5 th Adm. Jud. Region
Capital Offense (non-death penalty) and 1 st Degree:	Itemize
2 nd Degree and 3 rd Degree:	\$ 400.00
State Jail and Misdemeanors:	\$ 300.00
Appeals:	Itemize
Motion to Revoke or Adjudicate, Writ of Habeas Corpus, Extradition, Pre-trial Diversion W/O Plea, Substitution or Withdrawal of Counsel, Dismissal:	\$ 175.00

Hourly Fees for Vouchers that are itemized:

Capital Offense- Death Penalty:	As provided by the 5 th Adm. Jud. Region
Capital Offense (non-death penalty) and 1 st Degree:	\$ 80.00 to \$ 125.00
2 nd Degree and 3 rd Degree:	\$ 40.00 to \$ 100.00
State Jail and Misdemeanors:	\$ 40.00 to \$ 80.00
Appeals:	Same rate as provided by Offense Classification
Motion to Revoke or Adjudicate, Writ of Habeas Corpus, Extradition, Pre-trial Diversion W/O Plea, Substitution or Withdrawal of Counsel, Dismissal:	Same rate as provided by Offense Classification

The Flat Fee Schedule is based upon the amount of time typically expended by an attorney on a routine case that does not involve unique factual or legal issues. Although itemization is not required on a request for a payment of a flat fee, attorneys are still advised to maintain a detailed record involving the legal services provided. Attorneys are reminded that it is the Court's responsibility to insure that indigent Defendants are provided adequate legal representation as provided by law. In the event of a complaint is made against an appointed attorney regarding legal representation, the Courts will be requesting this type of information from the attorney.


In the event of exceptional circumstances, the Court may allow a fee in excess of the above stated Flat Fee amounts. However, the attorney must provide a detailed, itemized statement (as to date, time expended and service rendered) to justify a variance from the Flat Fee Schedule.


If a Defendant has multiple cases, an attorney will be allowed one additional hour of compensation per case. The hourly rate will be at the maximum allowed for that offense classification.

The presiding judges of the 79th Judicial District Court of Texas and the Brooks County Constitutional County Court do hereby adopt, order, establish and publish these district and county procedures, rules and orders for the timely and fair appointment of counsel to indigent adults accused of committing criminal offenses in Brooks County, Texas.

Dated this 17th Day of January, 2017
~~December, 2016~~


Brooks County Judge

Attest: 
County Clerk



**PROCLAMATION HONORING SHERIFF REY RODRIGUEZ
UPON HIS RETIREMENT FROM THE COUNTY OF BROOKS
AFTER 40 YEARS OF PUBLIC SERVICE**

WHEREAS, Sheriff Rey Rodriguez is retiring from a career with Brooks County Sheriff's Department from 2009-2016, where he served with Dedication, Faithfulness, and Integrity; and

WHEREAS, Sheriff Rey Rodriguez has served Brooks County for Forty years (40), as a Deputy, Traffic Control Officer, and Deputy Constable;

WHEREAS, Sheriff Rey Rodriguez was also the Tax Assessor for Eight years (8);

WHEREAS, Sheriff Rey Rodriguez devoted his time to the Citizens of Brooks County and countless organizations,

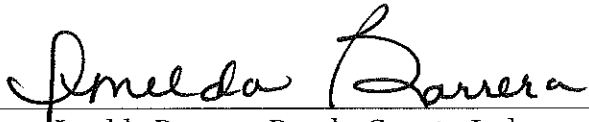
WHEREAS, Sheriff Rey Rodriguez will officially retire on December 31, 2016;

NOW, THEREFORE, BE IT POCLAIMED that Rey Rodriguez call number 801 will be retired as of December 31, 2016.

I, Judge Imelda Barrera and the citizens of Brooks County, do hereby recognize the contribution that Sheriff Rey Rodriguez has made to the citizens of Brooks County during his successful career in Law Enforcement. I extend my personal, best wishes in his well-deserved retirement for continued success in life's pursuits.

Dated this 31st Day of December, 2016.

In witness whereof, I have hereunto set my hand and caused the Official Seal of Brooks.



Imelda Barrera, Brooks County Judge

TERMINATION OF THE
MULTIPLE USE AGREEMENT
BETWEEN THE STATE AND Brooks County
FOR THE DPS Weigh Station MUA No. 21-02-US281-035

STATE OF TEXAS §

COUNTY OF TRAVIS §

This Agreement terminates the previously executed Multiple Use Agreement for construction, maintenance, and operation of DPS Weigh station on the Texas Department of Transportation right-of-way, in Brooks County, originally dated the ____ day of _____, 2017, by and between the Texas Department of Transportation, hereinafter referred to as "State" and Brooks County, hereinafter referred to as "County".

WITNESSEETH

WHEREAS, the County has requested the State to discontinue their responsibilities for the continued maintenance and operation, of DPS Weigh Station, located within State right-of-way on US 281, Control 0255 Section 03 in Brooks County, and being more particularly described in the exhibits attached hereto and made a part hereof; and

WHEREAS, the governing body of the County has indicated by Resolution/Ordinance No. _____, on the ____ day of _____, 20 17 to dissolve their partnership with the State evidenced by the execution of the this Agreement with the State; and

WHEREAS, the County will undertake to restore the area to a condition acceptable to the State prior to the execution of this agreement.

- A. Exhibit A – site map;
- B. Copy of Original Multiple Use Agreement
- C. Copy of Resolution/Ordinance

IN WITNESS WHEREOF, the parties have hereunto affixed their signatures on the 17th day of January, 20 17, and the State on the _____ day of _____, 20 17.

STATE OF TEXAS

Certified as being executed for the purpose of activating and/or carrying out the orders, established policies, or work programs heretofore approved by the Texas Transportation Commission.

By: Imelda Barrera
Signature

Hon. Imelda Barrera
Printed Name

Brooks County Judge
Title

By: _____
Signature

Director, Maintenance Division

APPROVAL RECOMMENDED:

Contact Name

Contact Telephone Number

By: _____
District Engineer

Printed Name

Date



Brooks County Road and Bridge
362 West Travis Street
P.O. Box 499
Falfurrias, Texas 78355
Phone 361-325-4902
Fax 361-325-4413

January 10, 2017

Imelda Barrera
Brooks County Judge and
Brooks County Commissioner's Court
P.O. Box 515
Falfurrias, Texas 78355.

Dear Judge:

We would like to place this item on the ~~June~~^{Jan.} 17th commissioners' court meeting.

Discuss and approve line item transfer of \$ 1,000.00 from 013-05-0000-5826 Road Repairs Maint. & Supplies to 013-5-0000-5554 Comm. #3 Out of Co Travel.

Thank you for your assistance in this matter.

Sincerely,

A handwritten signature in black ink, appearing to read "David Guerra".

David Guerra
Brooks County Foreman

IN THE MATTER OF AMENDING THE BUDGET THROUGH A LINE ITEM TRANSFER
FOR BROOKS COUNTY

FY 2016-2017

ON THIS 17th DAY OF Jan., 2017, AT A COMMISSIONERS' COURT MEETING THE
FOLLOWING MEMBERS BEING PRESENT:

IMELDA BARRERA	COUNTY JUDGE
GLORIA GARZA	COMMISSIONER, PCT. #1
VINCE VARGAS	COMMISSIONER, PCT. #2
ARMANDO OLIVAREZ	COMMISSIONER, PCT. #3
JOSE A. "TONY" MARTINEZ	COMMISSIONER, PCT. #4

NOW THEREFORE, BE IT RESOLVED UPON MOTION OF
COMMISSIONER Garcia, SECONDED BY COMMISSIONER Martinez, AND DULY
CARRIED BY THE FOLLOWING VOTES:

AYES:

NAYES:

THE FOLLOWING ADJUSTMENTS(S) TO SAID BUDGET ARE HEREBY AUTHORIZED:

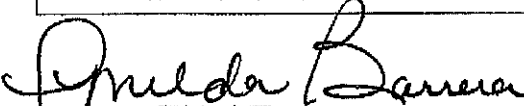
COMMISSIONERS' COURT MEETING January 17, 2017.


ROAD & BRIDGE FUND

(ADJUSTMENT)

LINE ITEM TRANSFER

<u>DEPARTMENT</u>	<u>FROM</u>	<u>TO</u>	<u>INCREASE/ DECREASE</u>
5-013-0000-5826 ROAD REPAIRS MAINT & SUPPLIES	\$ 98,000.00	\$ 97,000.00	- \$ 1,000.00
5-013-0000-5554 COMM #3 OUT OF CO TRAVEL	\$ 1,000.00	\$ 2,000.00	+\$ 1,000.00
NET CHANGE TO BUDGET			.00



IMELDA BARRERA, COUNTY JUDGE


GLORIA GARZA, COMM. PCT #1


VINCE VARGAS, COMM. PCT #2


ARMANDO OLIVAREZ, COMM. PCT #3


JOSE A. "TONY" MARTINEZ, COMM. PCT #4



RESOLUTION

WHEREAS, The Brooks County Commissioner's Court finds it in the best interest of the citizens of Brooks County that the 2016 OPERATION STONE GARDEN be operated for the 12-1-2016 to 8-31-2018; and

WHEREAS, Brooks County, agrees to provide no matching funds requirements for the said project as required by the US Department of Homeland Security grant application; and

WHEREAS, Brooks County Commissioner's Court agrees that in the event of loss or misuse of the Office of the Governor funds, Brooks County assures that the funds will be returned to the Office of the Governor in full.

WHEREAS, Brooks County Commissioner's Court designates The Honorable Brooks County Judge Imelda Barrera as the grantee's authorized official. The authorized official is given the power to apply for, accept, reject, alter or terminate the grant on behalf of the applicant agency.

NOW THEREFORE, BE IT RESOLVED that Brooks County Commissioner's Court approves submission of the grant application for the 2016 OPERATION STONE GARDEN to the Office of the Governor.

Attest:


E. Aray B. Silvas
County Clerk, E. Aray B. Silvas

Signed by:

Imelda Barrera
Brooks County Judge, Imelda Barrera

Passed and Approved this 17th (Day) of January (Month), 2017 (Year)

Grant Number: 3221002



PROCLAMATION- Brooks County School Choice Week

WHEREAS, all children in Brooks County should have access to the highest-quality education possible; and,

WHEREAS, Brooks County recognizes the important role that an effective education plays in preparing all students in Brooks County to be successful adults; and,

WHEREAS, quality education is critically important to the economic vitality of Brooks County; and;

WHEREAS, Brooks County is home to a multitude of excellent education options from which parents can choose for their children; and,


WHEREAS, educational variety not only helps to diversify our economy, but also enhances the vibrancy of our community; and,

WHEREAS, our area has many high-quality teaching professionals who are committed to educating our children; and,

WHEREAS, School Choice Week is celebrated across the country by millions of students, parents, educators, schools and organizations to raise awareness of the need for effective educational options;

NOW, THEREFORE, I, Imelda Barrera do hereby recognize January 22-28, 2017 as Brooks County **SCHOOL CHOICE WEEK**, and I call this observance to the attention of all of our citizens.

Dated this 17th Day of January, 2017.



Imelda Barrera, Brooks County Judge